

Welcome to Year 3



Meet the Year 3 Team



Miss Rumbold



Miss Bernardes



Mrs Aswal



Miss Ahmed



Mrs Nanda



Mrs Nielsen

Learning Behaviours



Teamwork



Perseverance



Independence



Creativity



Curiosity



Reflection

Star of the week

Values

(The things we truly believe in for **everyone** involved with Highwood)

- Celebrating Diversity
- Continual Improvement
- Pride
- Happiness
- Trust
- Respect



Best seats

VIPs

VIPs (Values In Practice)

- For your child to be a Highwood VIP they need to regularly show:
 - Happiness
 - Respect
 - Continual improvement
 - Cultural diversity
 - Trust
 - Pride
- The children will have the opportunity to self-assess against the criteria with support from their teacher.
- Children will be taught how to demonstrate these values during our PSHE lessons.
- New – rolling programme, rather than termly. For example, if a child was awarded a Silver badge at the end of summer, they can work towards Gold this term.
- Children will retain their Gold badge when they have achieved it unless they no longer meet the criteria.
- Children not yet meeting the criteria will be supported to work towards those targets during the following term.



Highwood **VIPs** (**V**alues **I**n **P**ractice)



GOLD



SILVER



BRONZE

Criteria	Questions to Consider
1. Happiness	Are you aware of your own feelings? Do you make others happy? Do you have a positive attitude?
2. Respect	Do you listen to adults? Do you listen to your friends? Do you look after school property?
3. Continual Improvement	Do you always try your best? Do you share your ideas in class? Do you try to make changes to your work? Do you ask for help when you need it?
4. Cultural Diversity	Will you work with anybody in the class? Are <u>you</u> kind to everybody during your play? Do you speak positively about differences?
5. Trust	Are you responsible for your own belongings? Do you make the right choices? Do you look after your own things?
6. Pride	Do you take pride in your appearance? Do you take pride in your work? Do you feel proud to be a Highwood pupil?

Timetable

- 8.35am Door opens
- 8.50am Registration
- 9.00am Whole Class Reading
- 9.30am Spelling
- 9.40am English
- 10.30am Break
- 10.45am Mental maths
- 11.10am Maths
- 12.00pm Lunch
- 1.00pm Registration
- 1.10pm Topic/science/PE
- 3.15pm Dismissal

Topics for the Year – Elements of nature



Autumn

What did prehistoric people yabba dabba do?







Spring

How has water shaped our world?



Summer

How can we help protect our planet?






Homework

- Reading
 - Listen to your child read every day
 - Read lots of stories to/with your child – fiction and non-fiction
- Times tables (2, 5, 10, 4 and 8)
 - Practice little and often
- Homework grid
 - Complete 1 piece of work every two weeks
 - Deadline – Wednesday – Exact deadline on homework grid.
 - Submit on Teams

Termly Homework Grid

Year 3 Autumn Term Homework 2021-2022 What did prehistoric people yabba dabba do?

	Week 1 and 2	Week 3 and 4	Week 5 and 6	Week 7 and 8	Week 9 and 10	Week 11 & 12	Week 13 and 14
Dates	<i>Wed 16th Sept</i>	<i>Wed 30th Sept</i>	<i>Wed 14th Oct</i>	<i>Wed 4th Nov</i>	<i>Wed 18th Nov</i>	<i>Wed 2nd Dec</i>	<i>Wed 16th Dec</i>
	<p>Listen to the story 'Ug' on Youtube with someone in your family.</p> <p>Part 1 https://www.youtube.com/watch?v=Bi00hwrcY</p> <p>Part 2 https://www.youtube.com/watch?v=bTH0E6jOMcU</p> <p>Part 3 https://www.youtube.com/watch?v=bTH0E6jOMcU</p> <p>Part 4 https://www.youtube.com/watch?v=zS1bDQzh2BU</p> <p>Part 5 https://www.youtube.com/watch?v=lGic3fdGvvg</p>	<p>Prehistoric people could not pop to the shops for food. Everything they ate had to be caught or collected. Write your own recipe for a stone age dinner using ingredients that would be available and then try it out on your family.</p>	<p>Your choice. Pick an activity to do with someone in your family. Explain how you had to work-together in order to achieve it.</p>	<p>Write a poem about the Prehistoric Age and then teach someone how to perform it. Do not forget to show your teacher!</p>	<p>Choose an area of maths we have covered this term. Teach someone in your family how to do it. Remember to ask them probing questions.</p>	<p>Help your parents prepare a meal this week. You could do some cooking, chopping and even washing up! Explain what you did in your book.</p>	<p>Present, show or tell other adult 10 facts about anything you have learnt this term and ask them to sign your book as proof!</p>
	<p>Pick some of the times tables you're not sure of to practice. Use Times Table Rockstars to help and see if you can improve your speed. How many can you answer in 3 minutes?</p>	<p>Your Choice! Pick a skill you would like to master. E.g. sewing, cooking or tennis. Practice your skill and show how you have improved over time.</p>	<p>Challenge someone in the class or your teacher on Times Table Rockstars. See if you can beat your score each time.</p>	<p>Could you run/walk 2Km?! See how long it would take you.</p>	<p>Make a picture out of rocks! Think carefully about how to arrange the rocks and take a photograph. Take your time and persevere to make your work look brilliant!</p>	<p>One of the main skills you need to become an expert author is the ability to remember new vocabulary. Find 10 new words from books, magazines or your parents and memorise what they mean.</p>	<p>Think of the trickiest thing you had to do this term. Explain how you used perseverance to help you overcome it.</p>
	<p>Find out what each of the following ages were recognised for: the Stone Age, Bronze Age and Iron Age.</p>	<p>Write a diary entry imagining you are a prehistoric age man or woman and describe what you did during the day, what you wore, what you ate and what you saw!</p>	<p>Watch an episode of the Flintstones on YouTube and write a detailed paragraph explaining what the episode was about. Include a picture!</p>	<p>Find out about Skara Brae (a group of preserved prehistoric houses) using books from the library or the internet. Create a written leaflet or PowerPoint with pictures and facts about Skara Brae.</p>	<p>Write a non-chronological report all about Rocks. Remember to include key features such as title, sub heading, key phrases and technical vocabulary.</p>	<p>One of the Highwood values is happiness. Without being asked, help other members your family or do something nice for them. Write about how you made other people happy with your actions.</p>	<p>Your choice! Choose a piece of homework from the grid that you did not do but would have liked to have done.</p>

Keeping in touch with progress

- Y3 Literacy Workshop (Friday 29th September) – *will be available as a recording rather than a meeting.*
- Year 3 Maths workshop to be available as a recording on Friday 1st December 2023
- Year 3 Maths SPLAT - Monday 9th October, 1.30 - 3.00pm
- Parents' meetings –
Wed 18th October 2023 (5.00-8.00pm) and Thur 19th October 2023 (3.30-6.00pm)

Lunch

- Three choices everyday – meat, vegetarian or jacket potato.
- Includes a dessert (cake/biscuit, fruit or yoghurt)
- Children order what they are having in class in the morning

PE

- PE kit in school on a Monday
- Tuesday – indoor PE (with class teacher)
- Wednesday – outdoor PE (with Mr Edwards)
- No earrings on PE days please
- Follow [@HighwoodPrimPE](#)

Communication

- Arrange a meeting
- Share anything with me or other adults you feel is important
- Year 3 Email –
Year3@highwood.wokingham.sch.uk
- Twitter @HighwoodPrim3R
@HighwoodPrim3B
- School Website