

# F1 Meet the Teacher Evening



# Our Learning Behaviours...




Curiosity



Creativity



Independence



Reflection



Perseverance



Teamwork

**Your children are not casual guests at our school...  
They have been loaned to us temporarily for the  
purpose of helping them learn and instilling a  
foundation of values on which their future lives will  
be built.**

# Our Values...



# Meet the F1 team...



**Mrs Vanka**



**Mrs Atkinson  
(class teacher)**



**Mrs Alleyne**



**Mrs Cooper**




**Miss Craker**

# Key Groups...



**Ladybirds**  
**(Mrs Atkinson**  
**/ Mrs Alleyne)**



**Dragonflies**  
**(Mrs Vanka)**

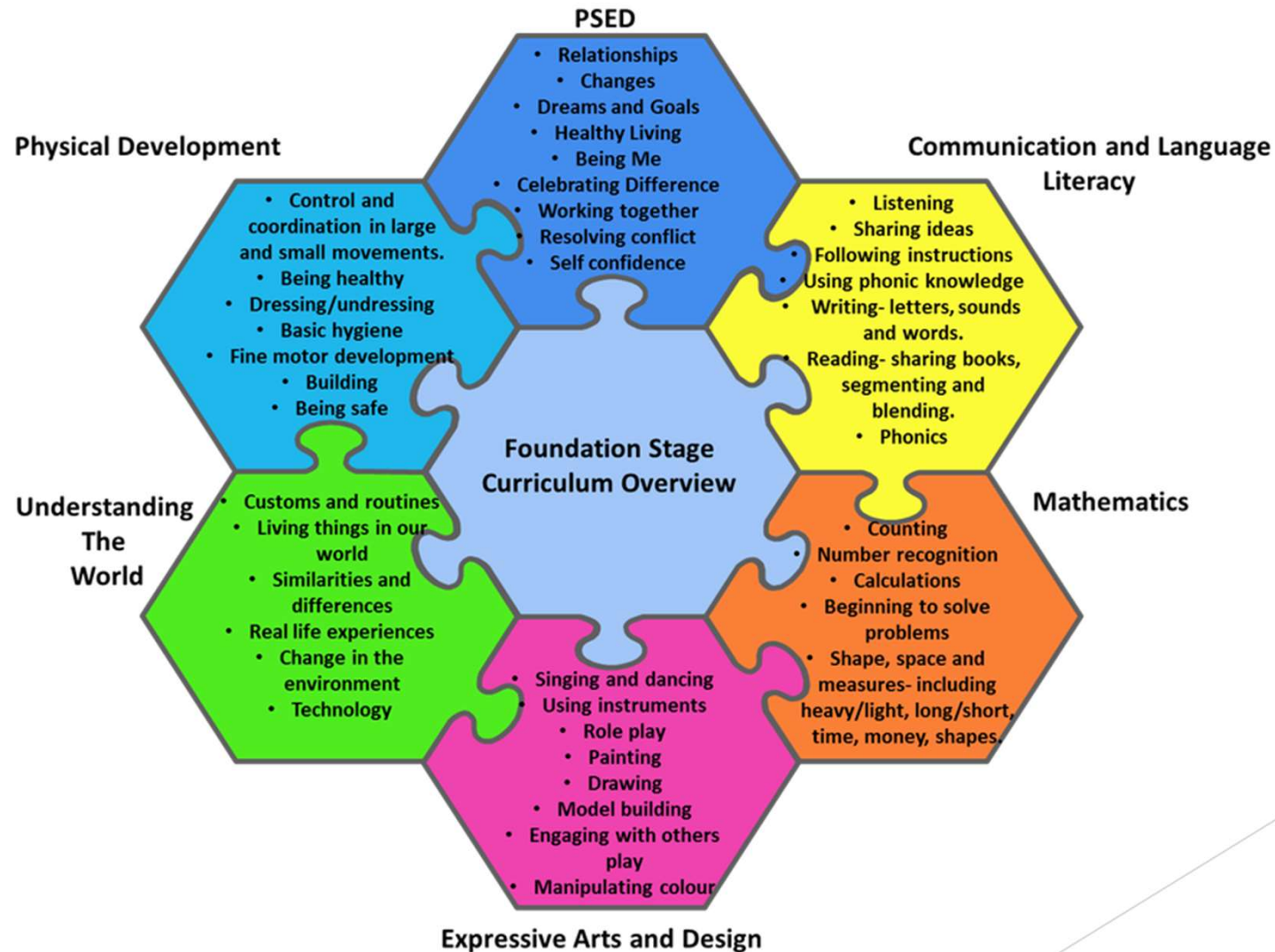


**Bees**  
**(Mrs Cooper)**

# Your child's key person will...

- ▶ Help and support your child with the transition into F1
- ▶ Keep up to date records on your child's learning and development
- ▶ Talk to you about your child's progress as and when necessary
- ▶ Use your child's interests when planning for their learning
- ▶ Be on hand for the sharing of information

# Curriculum...



# Topics...

We combine the children's interests with engaging topics to help the children develop in all areas of the curriculum.

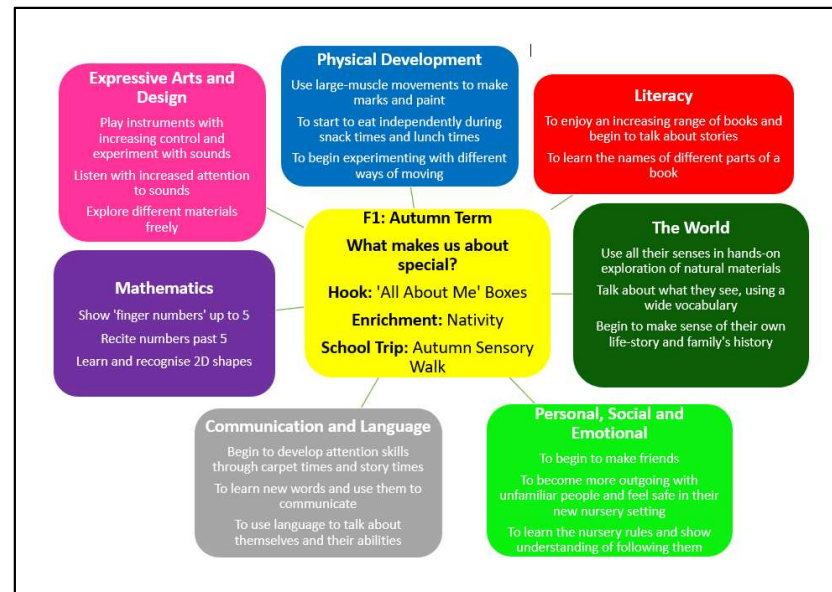
## This year our topics are:

- ▶ **Autumn term:** What makes us special?
- ▶ **Spring term:** Why do things change?
- ▶ **Summer term:** How are all animals different?

# What are we learning about?

**We're All Different** *What makes us special?* **We're All Different**

| Personal, Social and Emotional Development  | Physical Development<br>Learning about our bodies   | Key Vocabulary   |
|---|---|--|
| <p>Building Relationships</p> <p>Making Friends</p> <p>What is different about me?</p> <p>Where do I live?</p> <p>What things do I like and dislike?</p> <p>Who are in my family?</p> | <p>SIGHT TOUCH TASTE SMELL HEARING</p> <p>Using our senses to explore the world around us.</p> <p>Expressive Arts and Design<br/>Exploring textures and using our senses</p> <p>wrinkly lumpy shiny gritty<br/>hard bumpy fuzzy smooth<br/>rough soft prickly rubbery</p> <p>What does it feel like?</p> <p>Can we create different textures?</p> | <p>Senses: 5 ways to understand and explore our surroundings.</p> <p>Texture: How something feels when it is touched.</p> <p>Friends: People who are friends talk to each other and spend time together.</p> <p>Family: A group of people that may be made up of children, parents, aunts, uncles, cousins and grandparents.</p> <p>Different: Not the same.</p> <p>Like: Something we enjoy.</p> <p>Dislike: Something we do not enjoy.</p> <p>Create: To make something.</p> <p>Home: The place where we live.</p> |



# What does our day look like?

|                                 |  |
|---------------------------------|--|
| 8:45- 11:45 (Morning Session)   | In this time the children will have a mixture of adult-led and child-led activities. We have learning zone which is our 'free play' time and carpet times which are led by an adult for the children to participate with.            |
| 11:45- 12:15 (Lunch Time)       | Children who are here for lunch will access the lunch club with familiar nursery adults. They will also get a play time after they have eaten.   |
| 12:15- 3:15 (Afternoon Session) | Similar to the morning, the children will have a mixture of adult-led and child-led activities. We have learning zone which is our 'free play' time and carpet times which are led by an adult for the children to participate with. |

# P.E (Physical Education)

- ▶ Wednesday mornings and Friday afternoons.
- ▶ All children will need a P.E. Kit (green Highwood P.E top, dark colour bottoms - shorts and joggers and appropriate sports footwear).
- ▶ Mixture of indoor and outdoor activities.



# Reading books...

- ▶ Taken in on a Tuesday
- ▶ Read each day with your child at home
- ▶ One book with no words and one library book
- ▶ Complete reading record so books can be changed each week!



# Keeping in touch...

- ▶ We have an open door policy!
- ▶ SPLAT sessions
- ▶ Wow moments on Seesaw
- ▶ Parents Evening in the Autumn term
- ▶ Reports for children moving into F2
- ▶ Online parent workshops



# Communication...

- ▶ Regular updates on Seesaw - individual and whole class
- ▶ Every day at the door
- ▶ Arrange a meeting/ telephone call
- ▶ Class email: [F1@highwood.wokingham.sch.uk](mailto:F1@highwood.wokingham.sch.uk)



This is a very important stage in your child's education as it helps your child get ready for Reception as well as preparing them for their future learning and successes. It is vital that teachers and parents work together to support your child's learning needs. Together we can make your child's first experiences of school exciting and fun!

Thank you for coming!



Questions...?