

# F1 Meet the Teacher Evening



# Our Learning Behaviour...



Curiosity



Creativity



Independence



Reflection



Perseverance



Teamwork

► Your children are not casual guests at our school... They have been loaned to us temporarily for the purpose of helping them learn and instilling a foundation of values on which their future lives will be built.

# Meet the F1 team...



Mrs. Alleyne  
(Nursery Lead)



Mrs. Cooper  
Early years  
practitioner



Mrs. Bailey  
Early years  
practitioner



Miss. Teader  
Lunchtime  
Support

# Key Groups...



Ladybirds  
Mrs. Bailey  
& Mrs. Alleyne



Butterflies  
Mrs.  
Alleyne

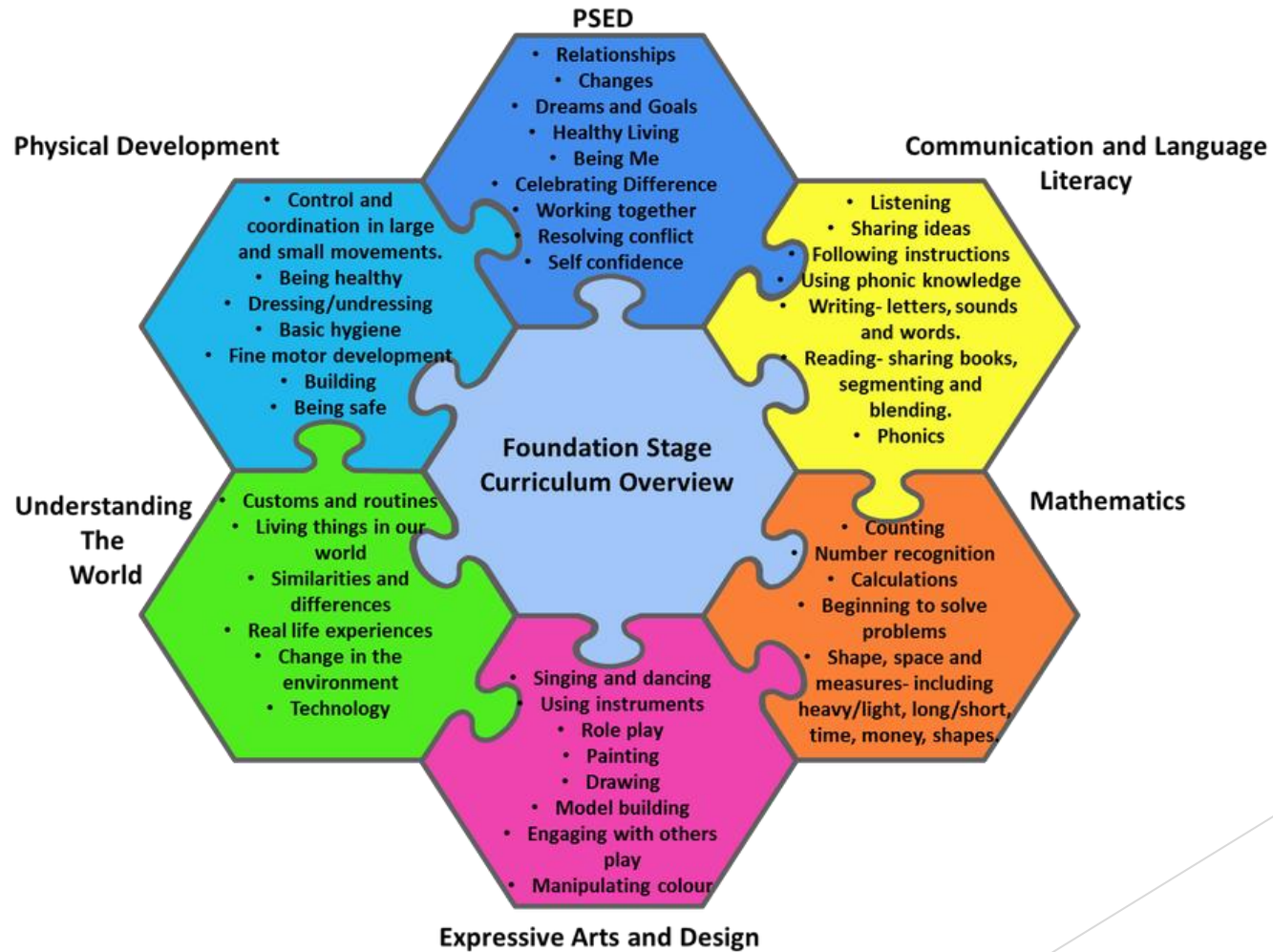


Bees  
Mrs. Cooper &  
Mrs. Alleyne

# Your child's key person will...

- ▶ Help and support your child with the transition into F1
- ▶ Keep up to date records on your child's learning and development
- ▶ Talk to you about your child's progress as and when necessary
- ▶ Use your child's interests when planning for their learning
- ▶ Be on hand for the sharing of information

# Curriculum...



# Topics...



We combine the children's interests with engaging topics to help the children develop in all areas of the curriculum.

## This year our topics are:

- ▶ **Autumn term:** What makes us special?
- ▶ **Spring term:** Why do things change?
- ▶ **Summer term:** How are all animals different?

# What are we learning about?

**We're All Different** *What makes us special?* **We're All Different**

<p><i>Personal, Social and Emotional Development</i></p>	<p><i>Physical Development Learning about our bodies</i></p>	<p><i>Key Vocabulary</i></p>
<p>Building Relationships</p> <p>Making Friends</p> <p>I Am Special</p> <p>What is different about me?</p> <p>Where do I live?</p> <p>What things do I like and dislike?</p> <p>Who are in my family?</p> 	 <p>Using our senses to explore the world around us</p> <p><i>Expressive Arts and Design</i> Exploring textures and using our senses</p> <p>wrinkly lumpy shiny gritty hard bumpy fuzzy smooth rough soft prickly rubbery</p> <p>What does it feel like?</p> <p>Can we create different textures?</p>	<p><i>Senses: 5 ways to understand and explore our surroundings.</i></p> <p><i>Texture: How something feels when it is touched.</i></p> <p><i>Friends: People who are friends talk to each other and spend time together.</i></p> <p><i>Family: A group of people that may be made up of children, parents, aunts, uncles, cousins and grandparents.</i></p> <p><i>Different: Not the same.</i></p> <p><i>Like: Something we enjoy.</i></p> <p><i>Dislike: Something we do not enjoy.</i></p> <p><i>Create: To make something.</i></p> <p><i>Home: The place where we live.</i></p>

**F1: Autumn Term**  
**What makes us about special?**  
**Hook: 'All About Me' Boxes**  
**Enrichment: Nativity**  
**School Trip: Autumn Sensory Walk**

<p><b>Expressive Arts and Design</b></p> <p>Play instruments with increasing control and experiment with sounds</p> <p>Listen with increased attention to sounds</p> <p>Explore different materials freely</p>	<p><b>Physical Development</b></p> <p>Use large-muscle movements to make marks and paint</p> <p>To start to eat independently during snack times and lunch times</p> <p>To begin experimenting with different ways of moving</p>	<p><b>Literacy</b></p> <p>To enjoy an increasing range of books and begin to talk about stories</p> <p>To learn the names of different parts of a book</p>
<p><b>Mathematics</b></p> <p>Show 'finger numbers' up to 5</p> <p>Recite numbers past 5</p> <p>Learn and recognise 2D shapes</p>	<p><b>The World</b></p> <p>Use all their senses in hands-on exploration of natural materials</p> <p>Talk about what they see, using a wide vocabulary</p> <p>Begin to make sense of their own life-story and family's history</p>	<p><b>Communication and Language</b></p> <p>Begin to develop attention skills through carpet times and story times</p> <p>To learn new words and use them to communicate</p> <p>To use language to talk about themselves and their abilities</p>
<p><b>Personal, Social and Emotional</b></p> <p>To begin to make friends</p> <p>To become more outgoing with unfamiliar people and feel safe in their new nursery setting</p> <p>To learn the nursery rules and show understanding of following them</p>		

# P.E (Physical Education)

- ▶ Wednesday mornings and Friday afternoons.
- ▶ All children will need a P.E. Kit (green Highwood P.E top, dark colour bottoms - shorts and joggers and appropriate sports footwear).
- ▶ Mixture of indoor and outdoor activities.
- ▶ For safety, jewellery needs to be removed at home on P.E days.



# What does our day look like?

8:45- 11:45 (Morning Session)	In this time the children will have a mixture of adult-led and child-led activities. We have learning zone which is our 'free play' time and carpet times which are led by an adult for the children to participate with. Learning zone takes place indoors and outside.
11:45- 12:15 (Lunch Time)	Children who are here for lunch will access the lunch club with familiar nursery adults. They will also get a play time after they have eaten.
12:15- 3:15 (Afternoon Session)	Like the morning, the children will have a mixture of adult-led and child-led activities. We have learning zone which is our 'free play' time and carpet times which are led by an adult for the children to participate with. Learning zone takes place indoors and outside.

# Reading books...

- ▶ Taken in on a Thursday and new books given on Friday,
- ▶ Read each day with your child at home
- ▶ One book with no words and one library book
- ▶ Complete reading record so books can be changed each week!



# Keeping in touch...

- ▶ We have an open-door policy!
- ▶ SPLAT sessions
- ▶ Wow moments on Seesaw
- ▶ Parents Evening in the Autumn term
- ▶ Reports for children moving into F2
- ▶ Online parent workshops



# Communication...

- ▶ Regular updates on Seesaw - individual and whole class
- ▶ Every day at the door
- ▶ Arrange a meeting/ telephone call
- ▶ Class email: [F1@highwood.wokingham.sch.uk](mailto:F1@highwood.wokingham.sch.uk)



# Our Values...



**This is a very important stage in your child's education as it helps your child get ready for Reception as well as preparing them for their future learning and successes. It is vital that teachers and parents work together to support your child's learning needs. Together we can make your child's first experiences of school exciting and fun!**

Thank you for coming!



Questions...?