

Welcome  
to Year1



# Meet the Year 1 Team



Mrs Garner



Miss Ahmed



Miss Bolger



Mrs Strong PPA  
Thursday am



Mr Edwards  
PE Thursday am



Mrs Aswal



Mrs Kaur

Miss Mubashar



Mrs Rodroju



Mrs Wheeler

# Learning Behaviours (Star of the Week)



Teamwork



Perseverance



Independence



Creativity



Curiosity



Reflection

# Values

(Best Seat in the House – chosen by children)

(The things we truly believe in for **everyone** involved with Highwood)

- Celebrating Diversity
- Continual Improvement
- Pride
- Happiness
- Trust
- Respect



# Year 1:

- 8.35 door opens
- 8.45 am School Starts
- 9.00 am Phonics
- 9.30 am Handwriting then English and Learning Zone
- 10.30am BREAK
- 10.45am Learning Zone then Maths
- 12.00 pm LUNCH
- 1.00 pm Story
- 1.20 pm  
Topic/Science/Music/PSHE/PE/Art/Assembly
- 2.45pm Reading
- 3.15pm Home time

# Lunch time

- If your child is going to have a school dinner, please make sure you order it at home.
- Please tell the children in the morning what they are having so it isn't a surprise!
- Please encourage independence and speed!

# Transition into Year 1:

- There is not a big change to begin with so please don't worry!
- English and Maths lessons are very similar to F2 where children can access a variety of activities and adults work with small groups.
- We still have afternoon play to begin with.
- Afternoons will also include a combination of Continuous provision and more structured sessions.
- We gradually start moving to a 'more formal' style of learning.

# Topics for the Year



Autumn

Where in the World  
am I?

Trip: Local  
environment walk

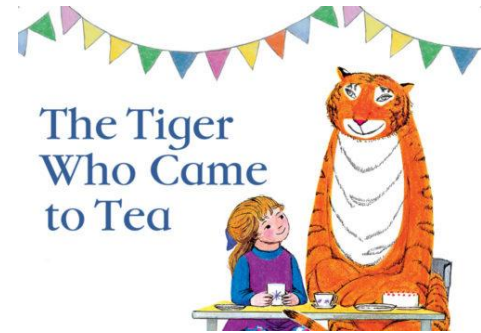
Community  
Project: The Birches



Spring

Will we play with  
the same toys  
when we are  
older?

Trip: Milestones  
Museum



Summer

Which animal  
would we invite to  
tea?

Trip: Visit a  
Farm/Pet  
Day/Animal  
workshop

Community  
Project: The Birches

# How can you help at home?

## ○ Reading

- Listen to your child read every day and write in their reading record
- Read lots of stories to your child – fiction and non-fiction
- Practice reading the words in the reading record books. They are put in each half term

## ○ For parents | Letters and Sounds

### Year 1 Autumn 1 week 1

#### Graphemes

ee	oo	ar	ow
igh	ar	oo	ear

#### Spellings

feel	food	sort	down
right	hard	took	hear

#### Tricky words

go	my	into	out

# How can you help at home?

- Maths

- Numbots (logins to be sent out in due course)

[Numbots Game](#)









- Homework grid

- Complete 1 piece of work every two weeks
- Deadline – Wednesday – Exact deadline on homework grid.

## Example Termly Homework Grid

### Year 1 Autumn Term Homework 2025-2026

	Week 1 and 2	Week 3 and 4	Week 5 and 6	Week 7 and 8	Week 9 and 10	Week 11 and 12	Extra Options
<b>Deadline</b>	Wednesday 24.9.25	Wednesday 15.10.25	Wednesday 5.11.25	Wednesday 19.11.25	Wednesday 3.12.25	Wednesday 17.12.17	
 Toucanbird	Practise your listening skills by playing Simon says with a family member or friend. Have a go at leading!	Play the game snakes and ladders or something similar. Practice counting out loud while playing. Take a photo or write a sentence to say who won!	Read a traditional tale with a friend or family member. Discuss and write about who your favourite character was and why.	FREE CHOICE! Complete a task of your choice showing this learning behaviour.	Let's practise our cooking skills! Help to make something. You could bake, cook dinner or make a packed lunch!	Work with a member of your family to find out where other people in your family live. Show on a map if you can.	Work as a team to create a Christmas decoration or decorate a room in your house.
 Tortoise	Practise writing your first name and surname. Keep persevering until you think it's the best you can do!	Practise the days of the week with a friend or family member. Learn some songs to help you and write the days in your homework book.	Practice counting to 10 forwards and backwards. Can you write the numbers down in order?	Practise finding one more and one less than different numbers. You can count on or back in your head or represent the number using objects and take them away to help you.	FREE CHOICE! Complete a task of your choice showing this learning behaviour.	Practise the spelling groups that you are on. Remember look, cover, write and check.	Use your cutting skills to make a Christmas snowflake
 Tiger	Practise writing your numbers from 0 to 10. See if you can count out objects for each number. For example the number 5 would need 5 objects.	Practise a new skill this week! This can be tying your shoelaces, packing your own PE bag or skipping with a skipping rope.	Draw a picture of things that you can do on your own. For example making your bed or zipping up your coat.	Do some exercise every day and record what you do. You could go for a bike ride, go for a walk or climb up and down the stairs!	Draw a picture of yourself and write 5 adjectives to describe you. You could say you are cheerful, funny or curious.	Roll a dice and say the number. Find the same amount of objects. Repeat at least 5 times.	FREE CHOICE! Complete a task of your choice showing this learning behaviour.


	Week 1 and 2	Week 3 and 4	Week 5 and 6	Week 7 and 8	Week 9 and 10	Week 11 and 12	Week 13 and 14
<b>Deadline</b>							
 Bee	Find a new story to read with an adult. Draw a picture of something that happens in the story.	Make a weather table showing the different weather you have seen. Write a sentence in your book predicting what the weather might be like next week.	FREE CHOICE! Complete a task of your choice showing this learning behaviour.	Make a piece of art using torn paper. You can make anything you want so be creative. Think about the different textures you can make for example you can tear, scrunch or fold paper.	Make a percussion instrument out of things you have in your house. Bring it into school to play along with our singing!	Use your knowledge of animals and habitats to create a den for an animal. Take a picture to show us!	Create a Christmas story using anything you can find in your house – Lego, puppets, toys. Tell it to your family.
 Monkey	Find three words in your reading book and draw a picture for each to show what they mean.	With an adult read a <u>non-fiction</u> book about any topic you like! Write down 3 facts that you learnt from the book.	We are looking into how Woodley has changed. Use the internet (with an adult) or a family member to help you find out about 2 things that have changed in Woodley.	Practise writing all the tricky words we have learnt so far (see sheet). Use your look, cover, write, check technique to help you as phonics doesn't work with tricky words!	Practise counting up and down in 1s. How far can you go?	FREE CHOICE! Complete a task of your choice showing this learning behaviour.	Can you find a set of Christmas objects for each number 1-10 e.g. 1 cracker, 2 baubles etc....
 Elephant	Take a walk around your local area. What did you see? Draw pictures or write about any animals or plants that you saw on your walk.	FREE CHOICE! Complete a task of your choice showing this learning behaviour.	Visit 2 different places. What did you see that was the same? What did you see that was different?	Reflect on our road safety lessons. Draw a poster on how you can keep safe on your journey to school.	Tell a friend or family member 3 things you have learnt this week. Can you teach them too?	Draw a picture of your family. Write a sentence about how they help you every day.	Reflect on your learning this term. What was your favourite part? Why? What would you like to do next term?

# Phonics and Reading

- This year we are continuing with the Phonics scheme called Little Wandle. It also covers reading too.
- Children will still have daily phonics lessons in class.
- The scheme includes sets of reading books that we will use when listening to children read in small groups. We will not write in their reading record books.
- Children will still be bringing home books to read at home. Please try to read with them every day and write in their reading record books.

# Keeping in touch with progress

- Welcome any time
- Books– open afternoons.
- SPLAT afternoons
- Mid year reports
- End of Year learning review
- Parents evening
- Dates on website/newsletter









Highwood Primary School – Foundation Two

Report 2015-2016

Class: F2

Name:

Children's Comment:

 <b>Curiosity</b>	<p>Brooke is a naturally thoughtful and curious pupil. She enjoys learning about our environment and the world we live in and always asks well considered questions. Brooke understands that there are similarities and differences between herself and others and among families, communities and traditions. She confidently asks why things happen or asks for further clarification, especially when tackling mathematical concepts. Brooke has a love of maths and this can be seen in the way she approaches tasks. She especially enjoys solving number problems and during self-chosen time can often be found in the maths area quietly working through mathematical concepts; these include solving adding, subtracting, doubling and halving questions and number sentences.</p>
 <b>Perseverance</b>	<p>Brooke has fantastic perseverance. She tackles old and new concepts with the same determination and hard work. She never wavers on her conviction that she can complete the task. She has worked exceptionally hard this year in all areas of the curriculum but especially in mathematics. At the beginning of the year she needed small amounts of reassurance about whether she was following the mathematical steps correctly. As her confidence has grown she is able to work through complex mathematical number problems and discuss her reasoning afterwards. She enjoys working with the Numicon and always turns to this resource and many others if she comes across a problem is she not sure how to solve.</p>
 <b>Independence</b>	<p>Brooke is very independent. During learning zone she loves independently reading in the book corner or writing in the writing area. She has worked extremely hard in phonics and is able to independently apply her phonic knowledge to her reading and writing. Brooke enjoys writing her own stories and sentences and likes to challenge herself by reading story books. She shows great independence in knowing where all the resources are that she might need to help her. At the beginning of the year Brooke found cursive handwriting a challenge. Every day she would independently decide to practice her letter formation until she remembered how to write each letter. Now she confidently forms every letter in the alphabet and is working on writing each letter with more control.</p>
 <b>Teamwork</b>	<p>Brooke is an excellent team player. She has a lovely friendship group who always work together during learning zone. Like all friends they sometimes differ in their ideas and opinions. Brooke is excellent at compromise and finding a solution to their problems. She will talk to her friends about what options they have and will continue to discuss the conflict until they have agreed a plan of action. Brooke is confident to share her ideas with everyone in the class and listens carefully to other people's ideas. Although she listens to their ideas she does not always take their ideas on board and build on them. For example when Brooke and her partner were set the task to build a pirate ship, they talked to each other and listened and then set off gathering the resources and equipment they needed. However, they ended up working quite independently as they had not managed to combine their ideas into one.</p>
 <b>Creativity</b>	<p>Brooke enjoys being creative. She uses a variety of different media including construction materials, paints, pencils, junk modeling, clay dough, music and musical instruments to create pieces of art work, however her clear strength is her imagination and role play. During learning zones she loves to act out her favourite traditional tales with her friends. These include Little Red Riding Hood, The Three Little Pigs and The Ginger Bread Man. She takes turns to act out different roles. She changes her voice and uses her body to portray the character and performs the stories to her peers and the adults in the setting. It is a joy to watch and I hope her imagination continues to grow!</p>
 <b>Reflect</b>	<p>Brooke has worked hard to develop her reflective skills. She works really hard on completing the task she has been set or that she sets herself and finds it hard to look at the work subjectively afterwards. With adult support and questioning she is able to think about what she has done well and what she could do better next time. Recently she has started to identify what she has done really well and enjoys sharing her achievements with the class. She thrives on praise and loves being put on the star. However, a key skill for Brooke to develop is to look at her work and identify what she could do a bit better next time. This will mean that she continues to develop her work and is able self-correct her work with less adult intervention.</p>

# PE kits

PE kits are to be brought into school EVERY Monday and will be sent home on Friday. PE Days are Thursday and Friday

Please can we make sure that a winter PE kit is also provided as we will still do PE outside when the weather turns colder and damp.

PE kits to include; the green Highwood PE t-shirt, plain black shorts, jogging bottoms, sweatshirt and 2 pairs of trainers if possible. This is outlined in our school uniform policy.

There are to be NO earrings on PE days.

# Communication

- Every day
- Arrange a meeting
- Share anything with me or other adults you feel is important
- School Website
- Arbor App
- Email – [year1@highwood.wokingham.sch.uk](mailto:year1@highwood.wokingham.sch.uk)
- It is important we always have your up-to-date contact information.